

Post Secondary Prep

Session #3

- **Student Transcript Service**
- **Sources of Funding**
- **Scholarships & bursaries**
- **A year of post-secondary**
- **Reading courses in the Post Secondary Calendar**
- **Okanagan College**
 - Updates, deposits, course planning, student supports
- **UBC**
 - Updates, deposits, course planning, student supports
- **Things to Do**
- **Upcoming Dates**

Post-Secondary Information

The EducationPlannerBC site is fantastic for searching programs, planning your education, & even applying!

<https://educationplannerbc.ca/>

BRITISH COLUMBIA | EducationPlannerBC ● Site ○ Programs

PLAN
Advice, information & resources to help you plan your educational journey. [Plan Your Education](#)

SEARCH
Know what program you're interested in? Let's find it!
 [Search](#) 🔍

APPLY
Create one account and apply to multiple post - secondary institutions. [Apply Online](#)

Post-Secondary Information

The PSBC is a great website to search programs, check for updates, & find events from many Post Secondary Institutions

<https://www.postsecondarybc.ca/>



POST-SECONDARY BC

FOR STUDENTS

FOR PARENTS

FOR COUNSELLORS



Institution Directory

Education Explorer

News

Knowledgebase

Events

Connecting students with
their best post-secondary
opportunities.

We respectfully acknowledge that the institutions of the PSBC community are located on the territories of many First Nations across the province of British Columbia, on whose traditional and unceded territories we live, learn, play and do our work.

I'm interested in:

Area of Study

All Areas of Study

Institutions

Any Institution

Credential

All Credentials

VIEW OPTIONS →

Student Transcript Service

www.StudentTranscripts.gov.bc.ca

- Must have your PEN # to create your account & complete your PSI choices (& to check your transcript)!
- **Identify that you would like interim and final marks sent to selected PSI's when they become available**
- This allows the post secondary school to receive your marks electronically
- ALL students planning to attend Post –Secondary should do this **ASAP**
- This is the same site/account where students access transcripts, verify grades, and later view Ministry scholarships if awarded.



Student Transcript Service

- **If you have not already done so, sign into your account before April 21st to ensure your transcript information is sent to your PSIs in May.**
- Marks are sent to Institutions in early May and at the end of July.
- Failure to do so may impact your Post Secondary acceptance.
- Some institutions may require a paper copy to be mailed directly to the PSI.

Marks Matter ALL YEAR LONG

- Marks are transferred from the Ministry of Education electronically to post-secondary institutions in May and July.
- It is IMPERATIVE that your grades are meeting the admission standards as set by the college/university.
- Admission offers CAN BE RESCINDED if marks drop below the admission standards of the school

WORK HARD RIGHT TO THE END OF THE YEAR!

Taking Online Courses for Post Secondary Entrance?

- As a *guideline*.... grade 12 students taking an online course required for graduation should be 90% complete by **mid-May**.
- Please note: Eschool courses must be completed by June 14th or earlier.
- If you are taking an online course for post-secondary entrance, remember that **your PSI may require you to complete the course sooner than the online school requires.** This may delay or cancel your offer of admission.

Sources of Funding

1. District / Authority Scholarships

- 15 awards for GES at \$1250 each
- Mr Frechette is coordinating this award, see him for more info
- Application deadline: **April 16th**

2. Student Loans (BC and Canada student loans)

- <https://studentaidbc.ca/>

3. Student Lines of Credit

- See your banking institution

Have you planned your budget?

Remember, you will have to pay for:

- ✓ Registration Deposits (\$250 or more)
- ✓ Housing Application fees & deposits (\$50 - \$500+)
- ✓ Books & Supplies
- ✓ Technology (if required)

ALL BEFORE SEPTEMBER!

...and first semester tuition is typically due the first week of September!

Review of Funding Sources

General Sources	<ul style="list-style-type: none">• GESS Counselling → Post-Sec → Funding/Schoarship
	<ul style="list-style-type: none">• studentscholarships.org
	<ul style="list-style-type: none">• scholarshipscanada.com
	<ul style="list-style-type: none">• studentawards.com
Specific Sources	<ul style="list-style-type: none">• BC Ministry of Education Scholarships (*District Authority)
	<ul style="list-style-type: none">• COBSS (handed out at ceremonies in June)
	<ul style="list-style-type: none">• Institution specific funding
Public Sources	<ul style="list-style-type: none">• Community opportunities
	<ul style="list-style-type: none">• Student loans studentaidbc.ca (*available in June)
	<ul style="list-style-type: none">• Student Lines of Credit
	<ul style="list-style-type: none">• Parent/Relative affiliations through work/organizations (ie: Costco)

Review PSP #2 for further details & examples.

Lines of Credit vs. Student Loans

	Student Line of Credit ARRANGE AT A BANK	Student Loan studentaidbc.ca (& your PSI)
Pros	<ul style="list-style-type: none">● Low interest rates customized for students● Interest only payments while in school and during grace period● You only owe what you spend● Boosts your credit score if payments made on time● Possible to get more money than with a student loan	<ul style="list-style-type: none">● Don't have to make payments until after 6 month grace period● Don't need a co-signer● Repayment assistance plan possibilities● Amount loaned largely based on financial need
Cons	<ul style="list-style-type: none">● May need a co-signer (parents?)● Have to make interest payments while in school	<ul style="list-style-type: none">● Parents' income affects loan amount● Have to repay entire loan amount and provincial interest (*no interest charged for federal student loan)

Ministry of Education:

District / Authority Scholarships

\$1250 scholarship (approx. 15 / year to GES)

- This scholarship rewards those who demonstrate excellence in chosen field of interest or strength.
- Students require teacher nomination, & complete online application
- Tuition vouchers are mailed to recipients in Oct. of 2024
- Vouchers may be used up to 5 years after receipt

ANY STUDENTS WHO PLAN TO PURSUE A CAREER IN ANY OF THE FOLLOWING:

- Fine Arts
- Applied Skills
- Physical Activity
- International Languages
- Technical & Trades training
- Community Service
- Indigenous Languages & Culture

**See Mr. Frechette in
CAREER CENTER for more
information.**

Deadline: April 15th

Useful Funding Information

Go to: educationplannerbc.ca

Scroll down to **FINANCE** section.



Institution Specific Funding

Go to the school's website & look for links such as:

- Entrance Awards
- Financial Aid / Assistance
- Scholarships
- Financial Aid & Awards (Okanagan College)

Okanagan College funding link

- http://www.okanagan.bc.ca/Student_Services/students/financialaid/okanagan_college_awards_applications.html
- Questions? financialaid@okanagan.bc.ca

UBC funding links

- Okanagan: <https://students.ok.ubc.ca/courses-money-enrolment/finances/financial-support/awards-scholarships-and-prizes/>
- Vancouver: <https://students.ubc.ca/enrolment/finances/awards-scholarships-bursaries>

GESS COUNSELLING

CONTACT US

POST SECONDARY

HELP AND SUPPORT

TRANSCRIPT INFORMATION

MORE...



Information on recently announced scholarships, bursaries and other funding opportunities.

The follow list should not be considered complete and it will be updated as more opportunities open throughout the year. These are scholarships that have been sent to me for distribution to GES students. Please read each carefully to determine if you qualify. Also make sure you check the Financial Aid section of the Post Secondary school website you are attending. All Institutions have awards available for 1st year students.

New opportunities will be listed at the bottom of page as they are received.

GESS SCHOLARSHIP AND
BURSARY LISTINGS 2022-23

This is a list of scholarship and bursary opportunities organized for you by MONTHLY DUE DATE. This is by no means a complete listing of all available awards and scholarships, students are advised to do independent research for further opportunities. The information included is correct to the best of our knowledge at the time of compilation. It is based, in part, on opportunities and deadlines advertised for the previous school year.

*****Because donor organizations and post-secondary institutions have the right to change their deadlines without notice, please plan ahead and research the opportunities you wish to apply for so that you don't miss a deadline.**


INFORMATION

This is a newly created resource from Interior Health.

Accredited Institutions

- If you are using COBSS bursaries, student loans, or a provincial scholarship to pay for your tuition, you must be attending an *accredited* institution
- Most public post-secondary institutions are accredited.

Use this button on the COBSS homepage to check your institution.



Is Your PSI Accredited?

To check if your institution is accredited go to:

Canada 

<https://www.canada.ca/en/employment-social-development/programs/post-secondary/designated-schools.html>

US 

<http://www.cra-arc.gc.ca/chrts-gvng/qlfd-dns/qd-lstngs/prscrbdnvrsts-lst-eng.html>

Non University

<http://www.privatetraininginstitutions.gov.bc.ca/students/pti-directory>

A Year at Post-Secondary

The FALL Semester



Semester 1: Sept. - Dec.	
Course 1	3 credits
Course 2	3 credits
Course 3	3 credits
Course 4	3 credits
Course 5	3 credits
<i>* a student may have additional scheduled time for labs, tutorials, etc. during both or either semester</i>	
TOTAL UNITS of Semester 1	15 credits

A Year at Post-Secondary

The WINTER Semester



Semester 2: Jan. - April	
Course 1	3 credits
Course 2	3 credits
Course 3	3 credits
Course 4	3 credits
Course 5	3 credits
<i>* a student may have additional scheduled time for labs, tutorials, etc. during both or either semester</i>	
TOTAL UNITS of Semester 2	15 credits

A Year at Post-Secondary

The SPRING/SUMMER Semester



May - August



- * Spring & Summer courses are possible, but usually limited offerings.
- * College & university campuses are pretty quiet with reduced office hours and campus services.
- * Most students get a job to pay for the next academic year!

A Year at Post-Secondary

Semester 1: Sept. - Dec.		Semester 2: Jan. - April		May - August
Course 1	3 credits	Course 1	3 credits	* Spring & Summer courses are possible, but usually limited offerings. * Campuses are quite quiet * Most students get a job to pay for the next academic year!
Course 2	3 credits	Course 2	3 credits	
Course 3	3 credits	Course 3	3 credits	
Course 4	3 credits	Course 4	3 credits	
Course 5	3 credits	Course 5	3 credits	
<i>* a student may have additional scheduled time for labs, tutorials, etc. during both or either semester</i>				
TOTAL UNITS in Semester 1	15 credits	TOTAL UNITS in Semester 2	15 credits	
TOTAL UNITS from a full time year at post-secondary				30 credits
TOTAL UNITS for a Bachelor of Arts or Bachelor of Science DEGREE				120 credits
(4 years x 30 units / year)				

What is a Post-Secondary ACADEMIC CALENDAR ?

OC

Academic Calendar

Calendar 2023/24

Introduction

Region

Admissions

Registration

Fees

Important Dates

Co operative Education

International Education

Programs

Courses

Policies

Archived Calendars

Calendar 2022/23

UVIC

Academic Calendar

Home

Courses

Programs

Faculties and departments

Fees, policies and regulations

General Information

Research

Terms used at UVic

UBCO

Calendar Sections

Home

Dates and Deadlines

Academic Year

Admissions

Fees

Establishment and Constitution

Campus-wide Policies and Regulations

Services and Organizations

Research Institutes

Faculties, Schools, and Colleges

Alternative Study Options

Course Descriptions

Emeriti Staff

Enrolment Statistics 2023/24

Calendar History

Calendar Archive

Contact Us

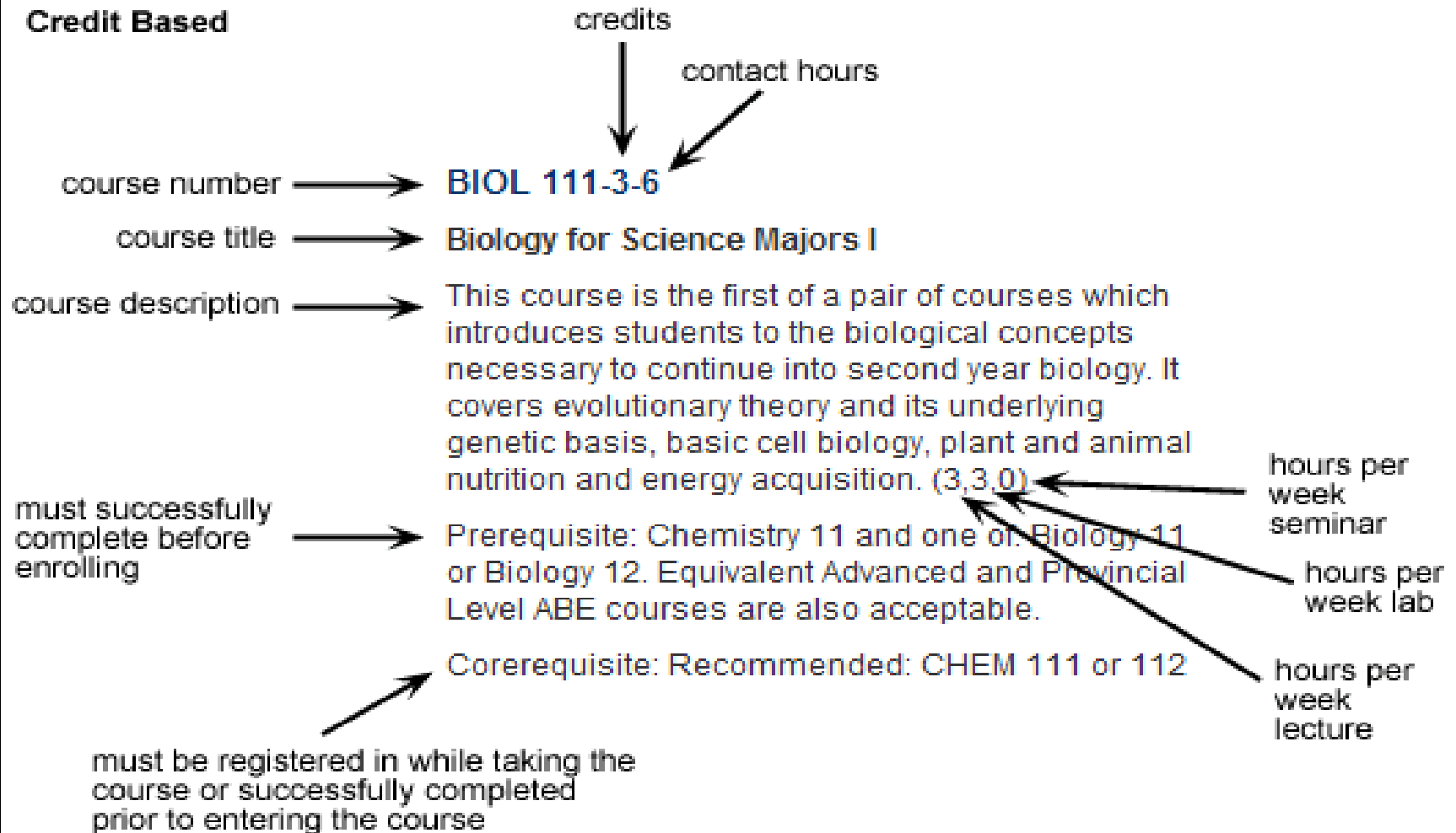
The school's "RULE BOOK"

A post-secondary institution's published rules, regulations, academic policies, important dates, programs (& their requirements), and courses.

How to Read the Post Secondary Calendar

Sample Course Description

Credit Based





Okanagan College

<https://www.okanagan.bc.ca/>



OC: Admissions



- Applications are still open to many programs
- Most programs available until all seats are filled (except Nursing, LPN and Dental Assisting)
- Even if you do not have all of the entrance requirements fulfilled, contact OC admissions for options at www.okanagan.bc.ca or 250-762-5445



OC: Admissions



- Once you receive your letter acknowledging your application, ensure you complete all tasks required, such as:
 - proof of enrolment in English 12, transcript sent, etc.
- Important dates/deadlines vary, so **please check your correspondence in your myOkanagan account carefully.**
- Pay your deposit to secure your seat → deposit amounts vary by program. Check website for details.

Ex: Health/Tech/Trades: \$200 (+ \$200 more approx. 90 days before start of program)

All others: \$200

- Choose and plan out your courses **prior** to your course registration date
- You will be given a registration package which will outline the process



OC: SCHEDULES



- **Once you are accepted, log into your “myOkanagan” account. This will be your guide for courses, creating schedules, finances, etc. Check regularly!**
- Students choose courses and create schedules for Associate of Arts, Associate of Science, & Business only.
- All other programs have set schedules.
- Log in to “myOkanagan” to see set schedules.

PLAN AHEAD IF YOU WANT TO SEE AN EDUCATION ADVISOR ABOUT COURSES.



OC: SCHEDULES



- Course times will be posted in *Classfinder* in your “myOkanagan” account mid June so students can pre-plan their schedules. Create more than one possible schedule.
- Be sure to look at courses for prerequisites. You may register for any class so make sure you have the required prerequisite course(s). It is on you.
- Need help? Access registration video on “MyOkanagan” account under **“Course registration help”**



Okanagan College



Registering for your courses

<https://www.okanagan.bc.ca/office-of-the-registrar/how-to->

How to register

Once you have been accepted into your program you may need to register into your courses online through your [myOkanagan](#) account.

1. Do I need to register myself?

If your program is not listed [below](#) we will register you into your courses and we will send you your schedule and invoice via email. You can also view your registration on your [myOkanagan](#) account (Student page > My Week-at-a-Glance Schedule).

2. Build your schedule in Plan Ahead

The 'Plan Ahead' option in Banner Self-service allows you to build your schedule before your registration date. Once your registration window opens, you can register some or all of your courses directly from your plan. [Learn more about Plan Ahead.](#)

Useful links

- [ClassFinder](#)
- [Registration Dates](#)
- [Waitlist Information](#)
- [Transfer Credit \(to OC\)](#)
- [Course Equivalency](#)
- [Education Advising](#)
- [Important International Student Registration/PGWP Note](#)

ALL campuses: 1st year students register early July



Okanagan College Advisors



Nina Casano

Recruitment and Events Coordinator

250-762-5445 ext 4161

ncasano@okanagan.bc.ca

AskOC@okanagan.bc.ca

Michelle Somerville

Education Advisor

762-5445 Ext. 4629

msomerville@okanagan.bc.ca

Vivian Moretti

Education Advisor

250-862-5656

vmoretti@okanagan.bc.ca

Questions about OC?

Need help planning your program?

AskOC@okanagan.bc.ca



OC: Student Support



“ACCESSIBILITY SERVICES”

- Mental Health conditions- Anxiety/Depression
- Learning Disabilities- Dyslexia/ Dysgraphia
- Neurological Disabilities- ADHD/Autism Spectrum
- Physical Disabilities/ Hearing / Vision

**PLAN AHEAD!! Connect with these services
PRIOR to the start of your program so they can
PROACTIVELY support you!**



OC: Student Support



- Can provide separate setting, supports
- All services confidential
- Call for information 250-862-5451.

Samantha Matychuk

Accessibility Services Coordinator

smatychuk@Okanagan.bc

250-762-5445 ext 4477



UBC

<https://you.ubc.ca/>



UBC: Admissions



- First round offers complete.
- Students who did not receive a first round offer will now be considered. Offers out by mid/end of April.
- Receive decision or waitlisted depending on program
- Accept offers by either May 1st or June 1st and pay your **\$500 acceptance deposit** to UBC with credit card or online banking
- All offers are conditional – you must maintain grades to ensure acceptance
- Course information and registration occurs in June.
- You will be given specific date for your course registration
- <https://you.ubc.ca/applying-ubc/blog/>

Plan ahead. Contact UBC advisors with any questions.



UBC: Admissions



Accepted to **UBC OKANAGAN**:

Contact Student Services on the Okanagan Campus for assistance with next steps, such as course registration, course planning and finances.

<https://students.ok.ubc.ca/academic-success/academic-advising/>

Accepted to **UBC VANCOUVER**:

Students who have been admitted and accepted their offer will be assigned an Enrolment Services Advisors (ESA)

<https://students.ubc.ca/about-student-services/enrolment-services-advisors> to help with financial, academic & health resources. Students can expect an email from their ESA.



UBC: Navigating your Degree



DEGREE NAVIGATOR:

- View program requirements & plan your degree
- View course information as outlined in UBC Academic Calendar

Access: Log into the Student Service Centre (SSC) and click on “Degree Navigator” under “Registration”. You must have accepted an offer to access.

*** Tutorials available along with Degree Navigator Tip Sheet at:
<https://students.ok.ubc.ca/academic-success/degree-planning/>

FIRST YEAR ADVISING GUIDES:

<https://students.ok.ubc.ca/academic-success/degree-planning/>

Choose your program and the advising guides will outline first year required and elective courses and options.



UBC



Registering for your courses

<https://you.ubc.ca/applying-ubc/admitted/register/>

Register for your courses

Course registration begins in June. Two weeks before you're eligible to register online, you will receive an email with your assigned registration date and time. It is very important that you register at that date and time – regardless of where you are in the world – for your best chance at securing your first choice of courses.

On this page:

- [How to register for your courses](#)
- [Registration resources](#)
- [Registration deadlines](#)
- [How to build your timetable](#)

Okanagan campus: 1st year students register **June 24th & 26th**
Vancouver campus: 1st year students register-to be announced



UBC



Advising Timeline

Academic Advising Student Timeline

1st Year

- Familiarize yourself with the Academic Calendar, the Student Service Centre (SSC), Degree Navigator, and your UBCO campus resources
- Meet with an advisor prior to your registration date to ensure you understand your first-year degree requirements and receive assistance with your course selection
- Get your UBC Student Card through Student Services & Financial Assistance
- Start strong! Schedule a Learning Support meeting with an advisor to brush up on your study skills and exam writing skills!

2nd Year

- Meet with an advisor prior to your registration date to discuss your program and course planning for the upcoming school year
- Think about your specialization – do you know what you would like to major in?
- Review your academic requirements in the Academic Calendar and Degree Navigator
- Get involved! Check out the great ways to volunteer and contribute to your campus and local community!

ACADEMIC ADVISING INFO:

<https://students.cms.ok.ubc.ca/wp-content/uploads/sites/90/2019/07/Academic-Advising-Syllabus.pdf>



UBC: Campus Tours



Visiting UBC in person or with a live virtual campus tour is the best way to experience life at a global top 40 university.



- A tour will help you get a feel for UBC. You will visit academic, social, and recreational facilities, and ask questions galore!
- Virtual Indigenous campus tours also available (Vancouver)

<https://you.ubc.ca/tours-events/campus-tours/>



UBC Advisors



Contact UBC Advisor for any other questions



UBC: Anthony Dodds

250-807-9269

anthony.dodds@ubc.ca

UBC: Lauren Schroeder

250-807-9159

lauren.schroeder@ubc.ca

UBC/ UBC-O General inquiries: recruitment.ok@ubc.ca, 250-807-8521.

Voicemails are returned within 24hrs, emails usually 3-5 days.



UBC STUDENT SUPPORT



Supports for all types of challenges:

- **Mental Health** (Anxiety, Depression, etc)
- **Learning disabilities**
- **Neurological disabilities** (ADHD, Autism, etc)
- **Physical Disabilities** (Hearing, Vision, etc.)

**PLAN AHEAD!! Connect with these services
PRIOR to the start of your program so they can
PROACTIVELY support you!**



UBC STUDENT SUPPORT



VANCOUVER: “Centre for Accessibility”

<https://students.ubc.ca/about-student-services/centre-for-accessibility>

604-822-5844

info.accessibility@ubc.ca


OKANAGAN: “Disability Resources”

<https://students.ok.ubc.ca/academic-success/disability-resources/>

250-807-8053

drc.questions@ubc.ca

**Questions? Concerns?
Special Circumstances?**



**CONTACT YOUR
INSTITUTION!**

The advisors are there to help you!

TALK TO THEM!

Things to Do

- Ensure that the university/college has been added to your email “safe list” so messages don’t end up in your junk mail
- Check email, student account, & mail frequently as they will be sending you important info about events, upcoming dates, etc.
- Make notes on your calendar about important dates such as self-reporting, registration, welcome day, etc.
- Visit the website (campus student login), plan out your courses, & create multiple schedules so you are ready for your registration date. Make an appointment to see an advisor if necessary.
- Have your courses chosen BEFORE your given registration date

Residence Living

- Apply for housing & pay your deposits
- Confirm dates & deadlines for residence move in days and times



WHAT TO BRING: Your post-sec site will have a list of supplies to bring.

UVIC: <https://www.uvic.ca/residence/future-residents/moving-in/index.php>

UBCV: <https://vancouver.housing.ubc.ca/moving-in/what-should-i-pack/>

University of Calgary: <https://www.ucalgary.ca/ancillary/residence/move-in/what-to-bring>

Western: https://residence.uwo.ca/resources/movein_planning_guide

Queens: <https://www.queensu.ca/residences/residence-services/move-inout/move>

More Residence Tips

- Foamy for your bed – a good night's sleep is important
- **Mattress enclosure – it's like a hotel mattress**
- Sheets – some res. beds are an odd size of twin XL and sheets are hard to find
- **Ear plugs – dorms can be a noisy environment**
- Set two alarms – especially during midterms and finals
- **Shower flip flops, a robe, and a shower caddy**
- Mini fridge (may want to buy early as they sell out in September)
- **Sticky tack for putting things on your walls – you want your deposit back**
- Some personal items – add some sense of home/personality
- **Skinny hangers/drawer separators – not a lot of storage space**
- Good lighting for your desk/room if not provided
- **Stock up on cold meds, tissues, etc. – you will get sick!**
- Coins, tokens, laundry card depending on the residence building
- **Laundry detergent, disinfectant wipes**
- Calendar/planner – YOU are accountable and each assignment/test is worth a lot
- **Trolley, large suitcases on wheels, heavy duty garbage bags for moving**
- **DON'T LOSE YOUR ROOM KEY, MAIL KEY & STUDENT CARD (expensive to replace)**





Additional Reminders:



OKANAGAN COLLEGE

- Pay your deposit and verify important dates for your program.
- Ensure you create your MyOkanagan account

UBC/UBC OKANAGAN

- Accept the offer and pay your \$500 acceptance deposit online before May 1 or June 1 (faculty dependent)
- Apply by May 1st for housing to guarantee your 1st year housing
- Residence confirmation comes in early June
- Course registration opens in late June (have your course work lists ready to go)

Upcoming Dates for GESS

- **April 18th** Grad Meeting- All must attend! –Theatre @ 12:35PM
- **May 9th** Capstone Presentations
- **June 5th** GESS Indigenous Grad (all day event)
- **June 8th** Grad Dinner, Prom and Dry Grad
- **June 14th** Grad Assembly/Rehearsal @ 12:30 in Gym
- **June 14th** GESS Graduation Ceremony @5:30PM
- **June 21st** Last day of regular classes
- **June 27th** Report Cards available

Good Luck to Everyone!

*We wish you the best as
you embark on your
post-secondary
education!*